

### Features

- 4-inch center faucet holes.
- Overflow drain.
- Metal frame installation
- Undercounter and metal frame models are ADA-compliant

### Material

- KOHLER enameled cast iron.

### Installation

- Drop-in
- Metal frame installation.

### Required Products/Accessories

K-6688 Metal Frame

### Recommended Products/Accessories

K-8998 P-Trap



ADA

CSA B651

### Codes/Standards

ASME A112.19.1/CSA B45.2  
ADA  
ICC/ANSI A117.1  
CSA B651




### Lifetime Limited Warranty for KOHLER® Cast Iron Components

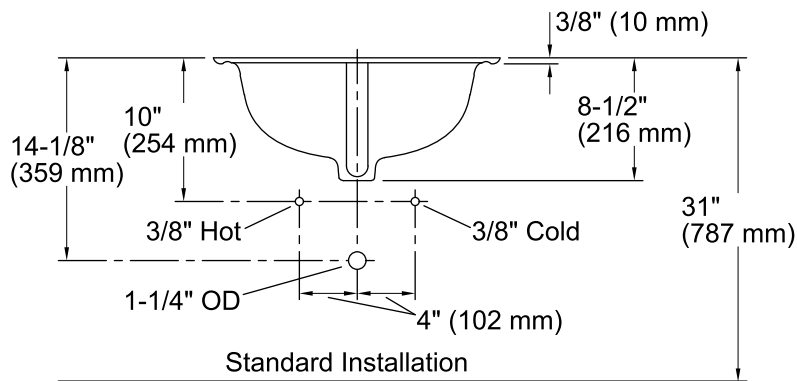
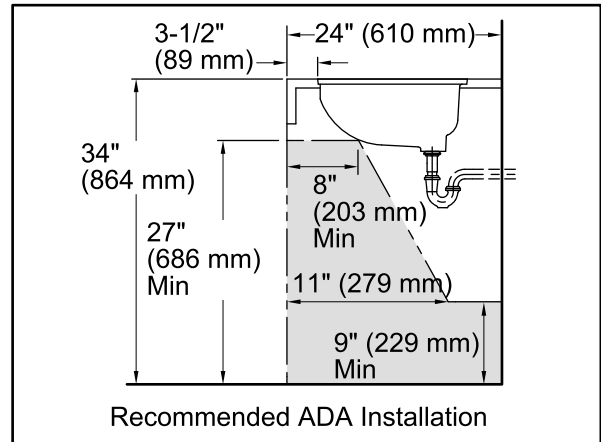
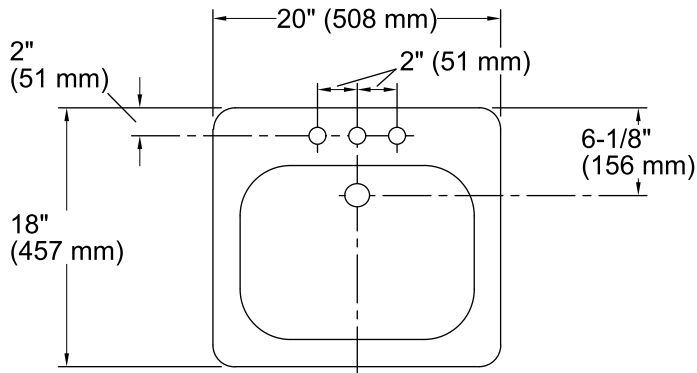
See website for detailed warranty information.

### Available Colors/Finishes

*Color tiles intended for reference only.*

Color	Code	Description
-------	------	-------------

	0	White
	96	Biscuit
	47	Almond



### Technical Information

All product dimensions are nominal.

- Bowl configuration: Single
- Installation: Drop-in
- Bowl area (Only): Length: 16" (406 mm)  
Width: 12" (305 mm)  
Water depth: 5" (127 mm)
- Number of deck holes: 3
- Faucet hole spacing: 4" (102 mm)
- Faucet hole(s): 1-3/8" (35 mm)
- Drain hole: 1-11/16" (43 mm)

### Notes

- Install this product according to the installation instructions.
- A metal frame is required for installation.
- ADA, CSA B651 compliant when installed to the specific requirements of these regulations.