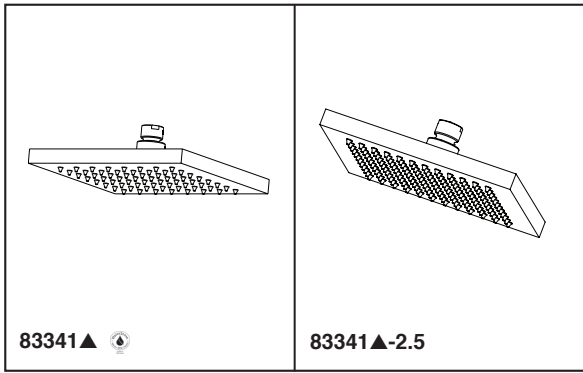


BRIZO®

SHOWERHEAD

■ Square Showerhead



Submitted Model No.: _____

Specific Features: _____

STANDARD SPECIFICATIONS:

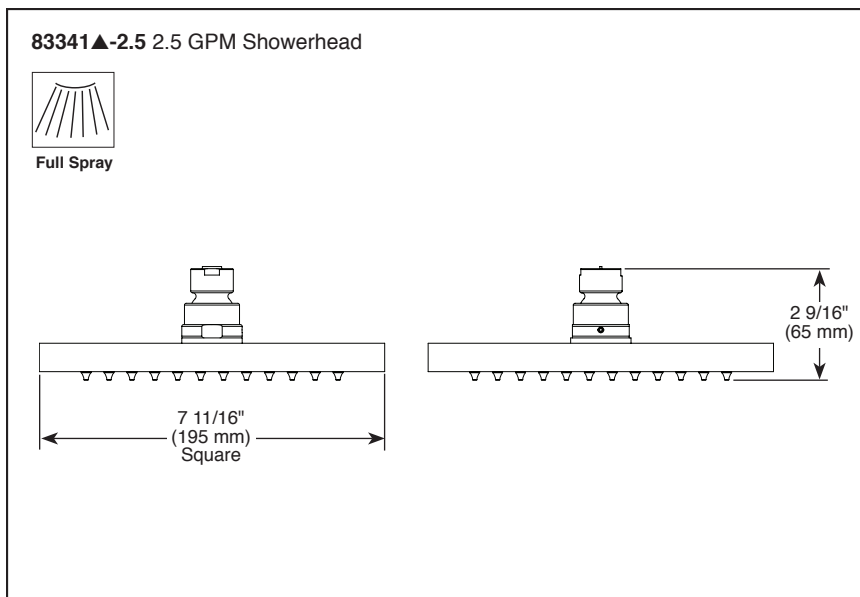
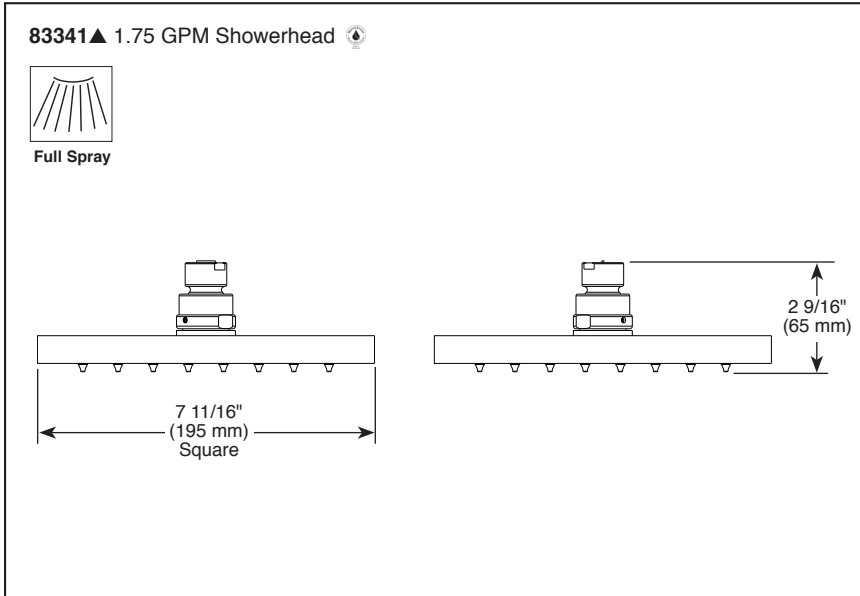
- Maximum 1.75 gpm @ 80 psi, 6.6 L/min @ 550 kPa
- Maximum 2.5 gpm @ 80 psi, 9.5 L/min @ 550 kPa
- Standard 1/2" pipe fitting
- Wrench flats for tightening
- Solid fabricated brass showerhead
- Showerhead is intended for overhead raincan orientation only. Ball connector rotates and pivots.

WARRANTY

- Lifetime limited warranty on parts (other than electronic parts and batteries) and finishes: or, for commercial users, for 5 years from date of purchase.
- 5 year limited warranty on electronic parts (other than batteries); or, for commercial users, for 1 year from the date of purchase. No warranty is provided on batteries.

COMPLIES WITH:

- ASME A112.18.1 / CSA B125.1
- EPA WaterSense® (1.75 gpm only)



▲ Designate proper finish suffix

Brizo Kitchen & Bath Company reserves the right (1) to make changes in specifications and materials, and (2) to change or discontinue models, both without notice or obligation. Dimensions are for reference only. See current full-line price book or www.brizo.com for finish options and product availability.

DSP-B-83341 Rev. D

Brizo Kitchen & Bath Company
 55 E. 111th Street, Indianapolis, Indiana 46280
 350 South Edgeware Road, St. Thomas, ON N5P 4L1
 © 2017 Brizo Kitchen & Bath Company