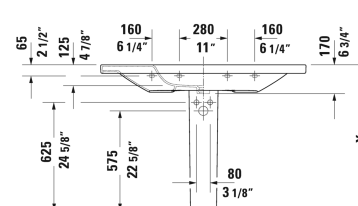
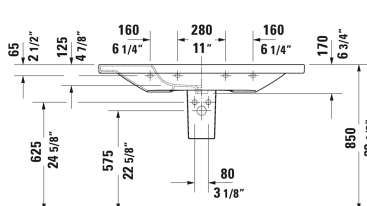
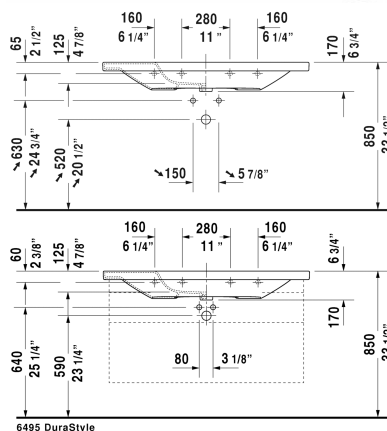
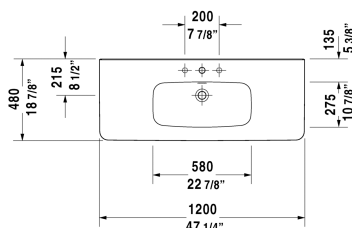


DuraStyle Furniture washbasin # 2320120000 / 2320120030

| < 47 1/4" Inch > |



6495 DuraStyle

Furniture washbasin	Dimension	Weight	Order number
with faucet deck, underside fully glazed, hardware included, wall-mounted, 47 1/4" Inch			
Colors			
00 White			
Variant			
● with overflow	47 1/4" x 18 7/8" Inch	62.8 lb	2320120000
●●● with overflow	47 1/4" x 18 7/8" Inch	62.8 lb	2320120030
Infobox			
For installing ceramics larger than 47 1/4", 2 sets of basin hardware # 6951000000 are required, Washbasin is not ADA compliant in combination with pedestal, siphon cover or metal console			
Sanitary ceramics with the special WonderGliss surface finish will remain clean and attractive-looking for a long time to come. When ordering WonderGliss please add a "1" as eleventh digit to the model number.			
Accessory for ceramics			
Push button drain assembly for washbasins with overflow	2" Inch	0.8 lb	005052

DuraStyle Furniture washbasin # 2320120000 / 2320120030

| < 47 1/4" Inch > |

Siphon for washbasin with outlet pipe 11 3/4"	1 1/4" Inch	1.3 lb	005026
Suitable products			
Siphon cover for # 231955, 231960, 231965, 232012, 232010, 232080, 232065, 232610, 232680, 232510, 232580, 233813, 232460, 232455, 235714,			085830
Pedestal for # 231955, 231960, 231965, 232012, 232010, 232080, 232065, 232610, 232680, 232510, 232580, 233813, 232460, 232455, 235714,			085829
Vanity unit wall-mounted 2 drawers, upper drawer including cut-out for siphon and siphon cover, for DuraStyle # 232012, 44 1/2" x 17 5/8" Inch	44 1/2" x 17 5/8" Inch		DS6495
Vanity unit wall-mounted 1 pull-out compartment, for DuraStyle # 232012, 44 1/2" x 17 5/8" Inch	44 1/2" x 17 5/8" Inch		DS6395
Furniture - ACC towel rail for DuraStyle # 232012, 44 7/8" x 17 3/8" Inch	44 7/8" x 17 3/8" Inch		DS9894
Furniture - ACC towel rail with included shelf for DuraStyle # 232012, 44 7/8" x 17 3/8" Inch	44 7/8" x 17 3/8" Inch		DS9884

All drawings contain the necessary measurements which are subject to standard tolerances. They are stated in inch & mm and are non-binding. Exact measurements, in particular for customized installation scenarios, can only be taken from the finished ceramic piece.