



Sink - Tara.

Single-hole lavatory mixer with drain - polished chrome

Article number: 22 512 892-00 0010



- 5-3/8" Projection
- US drain with overflow
- Swiveling spout 360°
- Round aerated stream
- Total height 10-7/8"
- Height to aerator/spout outlet 6-5/8"
- 1-3/8" hole diameter
- Flange diameter 2-3/8"
- 2x 3/8" US flexible supply lines
- Water flow rate limited to max. 1.2 gpm
- lead-free
- (ADA)
- Suitable only for basins with overflow.



polished chrome



All dimensions in mm / inch = mm x 0,0394

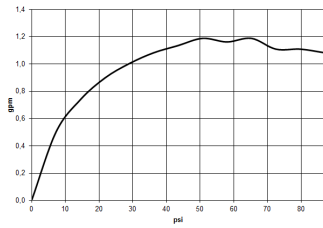


Sink - Tara.

Single-hole lavatory mixer with drain - polished chrome

Article number: 22 512 892-00 0010

Flow rate chart





Sink - Tara.

Single-hole lavatory mixer with drain - polished chrome

Article number: 22 512 892-00 0010

Other surface finishes




platinum matte

22 512 892-06 0010




platinum

22 512 892-08 0010



Dark Brass matte

22 512 892-16 0010




Dark Bronze matte

22 512 892-17 0010



black matte

22 512 892-33 0010



Dark Platinum matte

22 512 892-99 0010

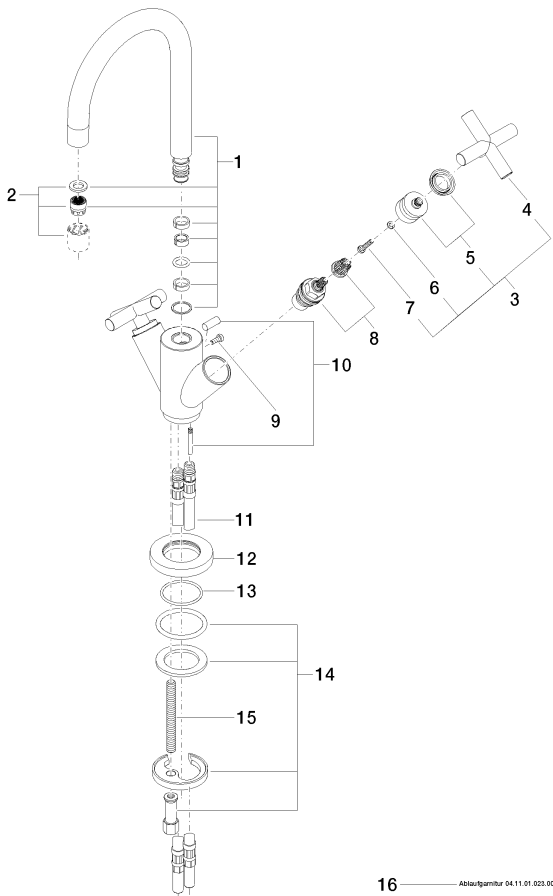
More custom finish options are available via special production (xTra Service). Please see our finish matrix for availability and pricing or contact a Dornbracht representative.

Sink - Tara.

Single-hole lavatory mixer with drain - polished chrome

Article number: 22 512 892-00 0010

Spare parts list



| Number | Item Number | Designation | Number of units |
|--------|--------------------|---------------------------------------|-----------------|
| 1 | 90 28 22 217 02-00 | Outlet - polished chrome | 1 |
| 2 | 90 23 01 028 04-00 | Aerator - polished chrome | 1 |
| 3 | 04 20 89 010 00-00 | Handle - polished chrome | 2 |
| 4 | 09 20 89 010-00 | Handle - polished chrome | 2 |
| 5 | 90 12 12 007 00-00 | Handle - polished chrome | 2 |
| 6 | 09 30 11 029 90 | Wall connection - | 2 |
| 7 | 09 30 30 075 90 | Mounting bracket - | 2 |
| 8 | 90 90 03 151 00 90 | Ceramic cartridge clockwise-closing - | 2 |
| 9 | 09 30 30 054 90 | Mounting bracket - | 1 |
| 10 | 04 20 89 035 80-00 | Pivot rod/lift knob - polished chrome | 1 |
| 11 | 04 30 04 045 00 90 | Flexible supply line 3/8" - | 2 |
| 12 | 09 28 10 132-00 | Escutcheon - polished chrome | 1 |
| 13 | 09 14 10 134 90 | Washer - | 1 |
| 14 | 04 30 11 038 00 90 | Mounting bracket - | 1 |
| 15 | 09 31 11 011 90 | Mounting bracket - | 1 |
| 16 | 04 11 01 023 00-00 | Drain - polished chrome | 1 |

16 Ablaufgarnitur 04.11.01.023.00-F