

Features

- Professional style combined with pull-down functionality for maximum reach within the sink space
- Easy-to-clean coated hose and removable coil
- Three-function pull-down sprayhead with touch control allows you to switch between aerated stream, Sweep® spray, and Boost technology
- Sweep® spray provides a wide, powerful blade of water that sweeps your dishes and sink clean
- Boost technology increases the flow rate by 30% with the press of a button. Use Boost with stream for faster filling or with Sweep® spray for more powerful cleaning
- DockNetik® magnetic docking system securely locks sprayhead into place when not in use
- ProMotion® technology allows the pull-down sprayhead to swivel for more comfortable use
- MasterClean™ sprayface features an easy-to-clean surface that withstands mineral buildup
- High-arch spout offers vertical clearance for tall cookware and pitchers
- Single lever handle makes adjusting water temperature easy with one hand
- 1.5 gpm (5.7 lpm) maximum flow rate at 60 psi (4.14 bar)
- Temperature memory allows faucet to be turned on and off at the temperature set during prior usage
- KOHLER ceramic disc valves exceed industry longevity standards for a lifetime of durable performance

Material

- Premium metal construction for durability and reliability
- KOHLER finishes resist corrosion and tarnishing

Installation

- Single-hole installation (three-hole escutcheon sold separately)
- Flexible supply lines simplify installation

Adapters, Rough-in and Extension Kits

1327990 Range: 2-1/2" (64 mm) - 4-5/8" (117 mm)

Recommended Products/Accessories

- K-77685 Single-Cartridge Water Filtration System
- K-77686 Double-Cartridge Water Filtration System
- K-77687 single replacement filter cartridge
- K-77688 Replacement Filter Cartridges, Two-Pack

Optional Products/Accessories

- K-24461 Three-hole kitchen faucet escutcheon



ADA CSA B651

Codes/Standards







ASME A112.18.1/CSA B125.1
NSF/ANSI/CAN 61
NSF/ANSI/CAN 372
All applicable US Federal and State material regulations
DOE - Energy Policy Act 1992
California Energy Commission (CEC)
ADA
ICC/ANSI A117.1
CSA B651

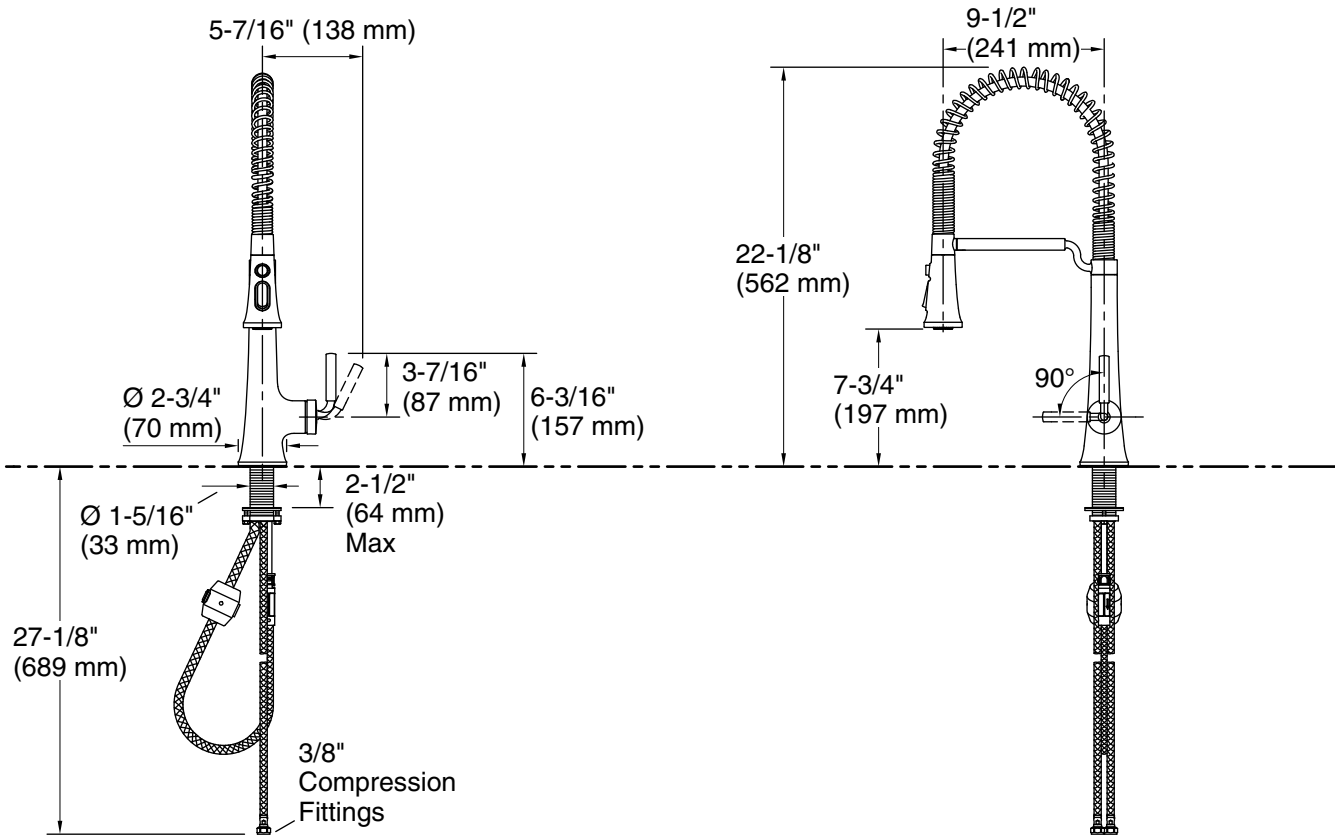
KOHLER® Faucet Lifetime Limited Warranty

See website for detailed warranty information.

Available Colors/Finishes

Color tiles intended for reference only.

| Color | Code | Description |
|---|------|----------------------------------|
|  | CP | Polished Chrome |
|  | VS | Vibrant® Stainless |
|  | BL | Matte Black |
|  | 2MB | Vibrant® Brushed Moderne Brass |
|  | BMB | Matte Black with Moderne Brass |
|  | CBL | Matte Black with Polished Chrome |



Technical Information

All product dimensions are nominal.

Drain included: No

Notes

Install this product according to the installation instructions.

ADA complaint for faucet handles only.

ADA, CSA B651 compliant when installed to the specific requirements of these regulations.