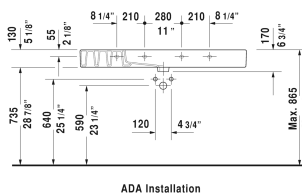
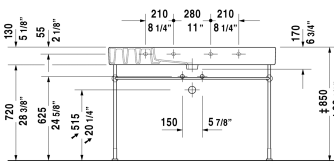
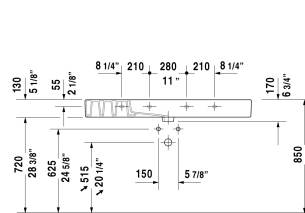
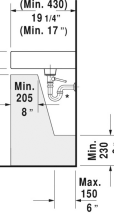
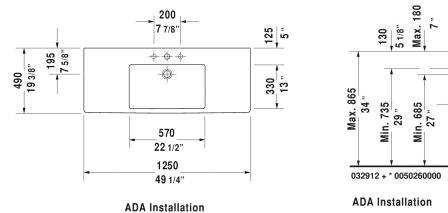
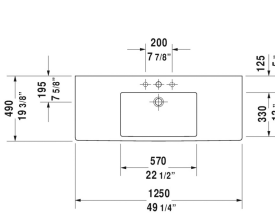
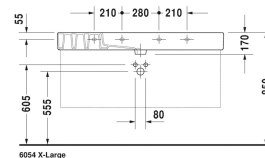
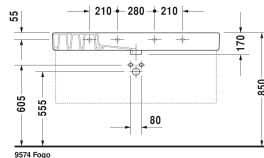



Vero Furniture washbasin # 0329120000 / 0329120060 / 0329120087

< 49 1/4" Inch >



Furniture washbasin	Dimension	Weight	Order number
with faucet deck, underside fully glazed, wall-mounted, hardware included, cUPC® listed*, 49 1/4" Inch			
Colors			
00 White			
Variant			
● with overflow	49 1/4" x 19 1/4" Inch	80.1 lb	0329120000
⊗ with overflow	49 1/4" x 19 1/4" Inch	80.1 lb	0329120060
●●● with overflow	49 1/4" x 19 1/4" Inch	80.1 lb	0329120087
Infobox			
* Complies with following standards: ASME A112.19.2/CSA B45.1, When installing ceramics larger than 39 3/8", 2 sets of basin hardware # 6951000000 are required			
Sanitary ceramics with the special WonderGliss surface finish will remain clean and attractive-looking for a long time to come. When ordering WonderGliss please add a "1" as eleventh digit to the model number.			
Towel rail square tube 1/2", Chrome, for furniture washbasin # 032912	47 1/2" Inch	1.5 lb	003034

Vero Furniture washbasin  # 0329120000 / 0329120060 / 0329120087

|< 49 1/4" Inch >|

Space-saving siphon	1 1/4" Inch	0.9 lb	005076
Design Siphon		3.3 lb	005036
Suitable products			
Metal console height adjustable +2", for furniture washbasin # 032912,			003073
Vanity unit wall-mounted 1 pull-out compartment, for Vero # 032912, 47 1/4" x 17 7/8" Inch	47 1/4" x 17 7/8" Inch		KT6692
Vanity unit wall-mounted 2 drawers, upper drawer including cut-out for siphon and siphon cover, for Vero # 032912, 47 1/4" x 17 7/8" Inch	47 1/4" x 17 7/8" Inch		KT6642
Vanity unit wall-mounted 1 pull-out compartment, compartment consists of glass dividers and 2 boxes (small/large), for Vero # 032912, 47 1/4" x 18 3/8" Inch	47 1/4" x 18 3/8" Inch		XL6054
Vanity unit wall-mounted 2 drawers, upper drawer including cut-out for siphon and siphon cover, for Vero # 032912, 47 1/4" x 18 3/8" Inch	47 1/4" x 18 3/8" Inch		XL6354
Vanity unit wall-mounted 1 pull-out compartment, pull-out compartment including cut-out for siphon and siphon cover, for Vero # 032912, 47 1/4" x 17 1/2" Inch	47 1/4" x 17 1/2" Inch		VE6115
Vanity unit wall-mounted 2 drawers, upper drawer including cut-out for siphon and siphon cover, for Vero # 032912, 47 1/4" x 17 1/2" Inch	47 1/4" x 17 1/2" Inch		VE6215
Vanity unit floorstanding 1 pull-out compartment, 2 drawers, upper drawer including cut-out for siphon and siphon cover, for Vero # 032912, 47 1/4" x 17 1/2" Inch	47 1/4" x 17 1/2" Inch		VE6415
Vanity unit floorstanding 2 pull-out compartments, for Vero # 032912, 47 1/4" x 18 1/2" Inch	47 1/4" x 18 1/2" Inch		XL6545
Vanity unit floorstanding 3 drawers, upper drawer including cut-out for siphon and siphon cover, for Vero # 032912, 47 1/4" x 18 1/2" Inch	47 1/4" x 18 1/2" Inch		XL6555

All drawings contain the necessary measurements which are subject to standard tolerances. They are stated in inch & mm and are non-binding. Exact measurements, in particular for customized installation scenarios, can only be taken from the finished ceramic piece.