

### Features

- No internal linkages to minimize the potential for clogging.
- Flexible overflow joint conforms to various bath angles.
- Includes a tee, drain ell, and overflow ell with attached 1-1/2" OD pipe.
- Vibrant PVD finishes available.
- 40" (1016 mm) length external cable.
- Rotary handle controls pop-up drain stopper.
- Handle can be pushed to close the overflow.

### Material

- Metal construction.
- 17-gauge brass pipe.

### Installation

- Above- or through-the-floor installation offers installation flexibility.



### Codes/Standards





ASME A112.18.2/CSA B125.2

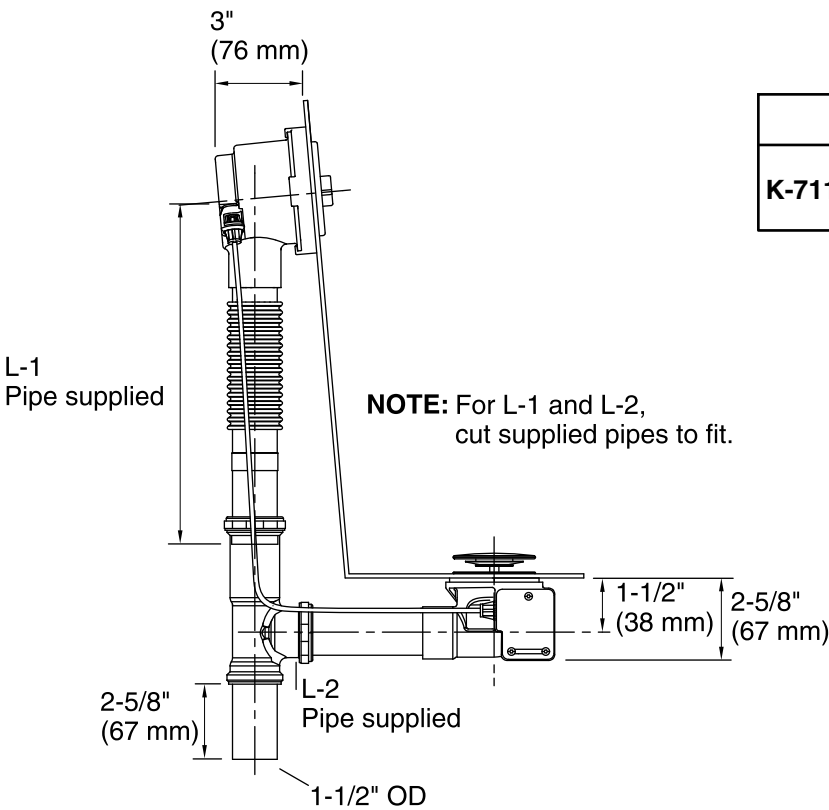
### KOHLER® One-Year Limited Warranty

See website for detailed warranty information.

### Available Colors/Finishes

*Color tiles intended for reference only.*

Color	Code	Description
	CP	Polished Chrome
	SN	Vibrant® Polished Nickel
	BN	Vibrant® Brushed Nickel
	2BZ	Oil-Rubbed Bronze



	L-1	L-2
K-7116	22" (559 mm)	15-1/2" (394 mm)

Technical Information

All product dimensions are nominal.

Notes

Install this product according to the installation instructions.

The elbow brass pipe subassemblies noted as L-1 and L-2 must be cut to the correct length.