

QUADRA ICE

Design by .

Reference

1138.

Application

Ceiling Fixtures

Installation type

Surface mounted

Description

Diffuser

Glass diffuser

Materials

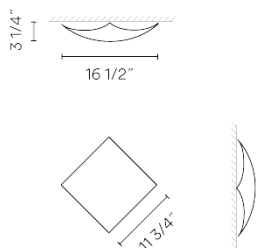
Diffuser: Glass

Finishes



1138-01 White glass (RAL 9016)

Sketch



Electrical characteristics


1 x LED PLATE PCB 23.1W 700mA



Total 23.1 W



VIBIA



Light source: 2700K CRI >80 2203 lm 95 lm/W

Driver included: CC - Constant Current 700 mA 120-277V 50/60Hz

Electronic dimming: 1-10V

Optional dimming: TRIAC


Installation and assembly

Please see the installation manual

Light distribution

General lighting

Lamp for general lighting that equally distributes the light in all directions.



Photometric data

Certificates

