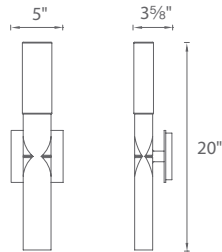



TORCH – model: WS-W37520

LED Outdoor



Fixture Type:

Catalog Number:

Project: _____

Location: _____

PRODUCT DESCRIPTION

Crowned with exquisite Piastra glass hand formed and crafted utilizing a 13th century artisanship technique, Torch illuminates with ambient interest while delivering down lighting for pathways and floors.

FEATURES

- ADA compliant, low profile design
- Wet location listed, IP65 rated
- Aluminum construction
- Dimming with electronic low voltage (ELV) dimmer
- No transformer or driver required
- 50,000 hour rated life
- Color Temp: 3000K
- CRI: 85

SPECIFICATIONS

Construction: Aluminum raindrop glass cylinder

Light Source: High output LED


Dimming: Dims to 10% with an electronic low voltage (ELV) dimmer

Mounting: Mounts directly to junction box

Finish: Oil Rubbed Bronze (ORB)

Standards: ETL & cETL listed. ADA compliant.

ORDER NUMBER

Model	Wattage	Voltage	LED Lumens	Delivered Lumens	Finish
WS-W37520	8W	120V	240	180	ORB Oil Rubbed Bronze 

Example: **WS-W37520**

REPLACEMENT GLASS

Model	Fixture
RPL-GLA-37520-01	WS-W37520

modernforms.com
Phone (800) 526.2588
Fax (800) 526.2585

Headquarters/Eastern Distribution Center
44 Harbor Park Drive
Port Washington, NY 11050

Central Distribution Center
1600 Distribution Ct
Lithia Springs, GA 30122

Western Distribution Center
1750 Archibald Avenue
Ontario, CA 91760