



## Underscore® Rectangle

6' Bath  
K-1834-W1



### Features

- Bask® heated surface creates spa-like relaxation with soothing warmth on your back and neck.
- Customize the heat with three adjustable settings.
- Generous 6-foot length provides an incredibly spacious bathing area.
- Molded lumbar support offers extra comfort while bathing.
- Slotted overflow allows for deep soaking.
- Center drain.
- Under-mountable

### Material

- Acrylic

### Installation

- Drop-in or under-mount.
- Requires 110V electrical service.
- Under-mount installation requires kit K-593 (sold separately).

### Additional Hydrotherapy Options

- Soaking Bath - 1834-0
- Soaking Bath + Bask heated surface - 1834-W1
- BubbleMassage air bath - 1835-G
- BubbleMassage air bath + chromatherapy - 1835-GCR
- VibrAcoustic + BubbleMassage air bath - 1835-GVB
- VibrAcoustic + BubbleMassage air bath + Bask heated surface + chromatherapy - 1835-GVBCW
- BubbleMassage air bath + Bask heated surface - 1835-GW
- Whirlpool + heater - 1835-H2
- VibrAcoustic - 1835-VB
- VibrAcoustic + chromatherapy - 1835-VBC
- VibrAcoustic + chromatherapy + Bask heated surface - 1835-VBCW
- VibrAcoustic + Bask heated surface - 1835-VBW
- Whirlpool + BubbleMassage air bath - 1835-XH2G

### Required Products/Accessories

K-7271 Brass Slotted Overflow Bath Drain

or

K-7272 PVC Slotted Overflow Bath Drain

### Recommended Products/Accessories

K-1491 Bath/Whirlpool Pillow  
K-1601 Bath/Whirlpool Footstop  
K-593 Under-Mount Installation Kit  
K-24916 Wireless Music Kit  
K-1177 Vinyl Tiling-in Bead



### Codes/Standards










ASME A112.19.7/CSA B45.10  
CSA B45.5/IAPMO Z124  
ASTM E162  
ASTM E662  
UL 1795  
Greenguard UL 2818 - Gold

**KOHLER® Plastic Baths and Receptors  
Lifetime Limited Warranty  
KOHLER® Hydrotherapy Components  
Five-Year Limited Warranty**

See website for detailed warranty information.

### Available Colors/Finishes

*Color tiles intended for reference only.*

Color	Code	Description
	0	White
	96	Biscuit
	47	Almond
	NY	Dune
	95	Ice™ Grey
	G9	Sandbar
	K4	Cashmere
	58	Thunder™ Grey
	7	Black Black™

1-800-4KOHLER (1-800-456-4537)

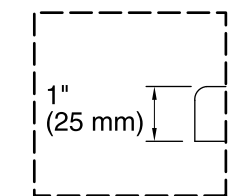
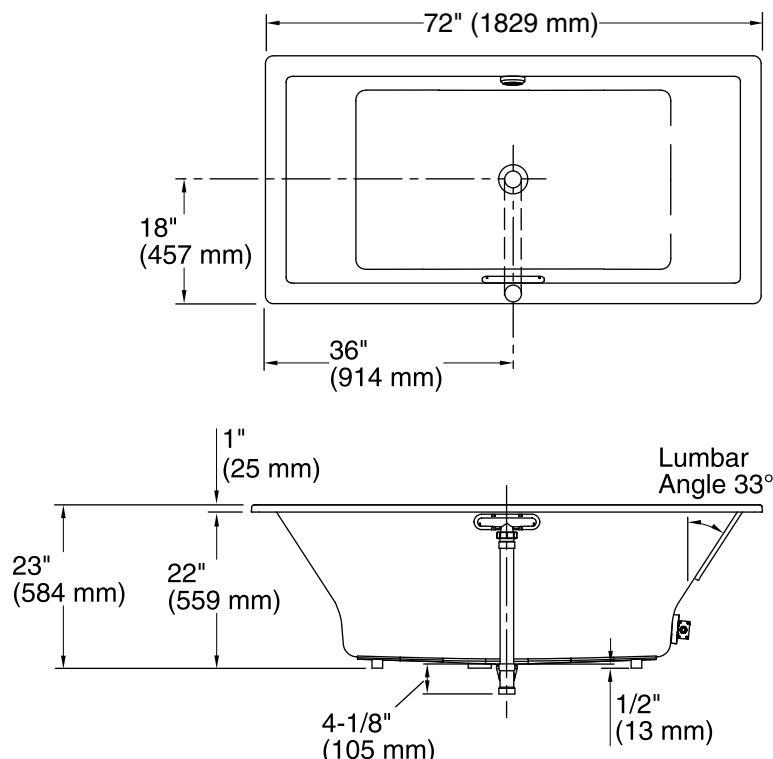
Kohler Co. reserves the right to make revisions without notice to product specifications.

For the most current Specification Sheet, go to [www.kohler.com](http://www.kohler.com).

5-25-2019 06:22 - US/CA

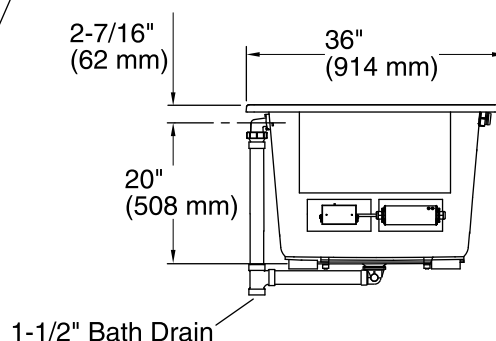
THE BOLD LOOK  
OF **KOHLER**®

No change in measurement if connected with drain illustrated. (K-7272)



**Drop-In Rim Detail**

Access Panel  
20" (508 mm) L x  
15" (381 mm) H Min



### Required Electrical Service

One circuit required, protected with Class A Ground-Fault Circuit-Interrupter (GFCI). Outside North America, this device may be known as a Residual Current Device (RCD).

Heated Surface: 120 V, 15 A, 60 Hz

### Technical Information

All product dimensions are nominal.

Installation:	Drop-in, Under-mount
Drain location:	Center
Basin area, bottom:	45-3/4" x 25-15/16" (1162 mm x 659 mm)
Basin area, top:	65-3/8" x 29-5/16" (1661 mm x 745 mm)
Weight:	88 lbs (39.9 kg)
Minimum floor load:	58 lbs/ft² (283.2 kg/m²)
Water depth:	19-7/16" (494 mm)
Water capacity:	112.9 gal (427.4 L)
Cutout:	Drop-in, 71-1/2" x 35-1/2" (1816 mm x 902 mm)
Electrical component rating:	Heated Surface: 120 V, 0.5 A, 60 Hz, 65 W
Minimum flat for door:	2-3/4" (69 mm)

### Notes

Measure your actual product for rough-in details. Install this product according to the installation instructions.

The hot water supply should be 70% of the capacity of the bath or greater. Installations will vary.

Kit is required for under-mount installations (sold separately).