



# Porto Fino™

18-1/2" top-/undermount single-bowl bar sink  
**K-6565**

## Features

- 21" (533 mm) minimum base cabinet width
- Single round bowl
- 8" (203 mm) depth

## Material

- KOHLER® enameled cast iron

## Installation

- Top-mount or undermount

## Recommended Products/Accessories

K-8801 Sink drain and strainer with tailpiece  
K-8799 Sink drain and strainer basket  
K-23726 Drain treatment  
K-23725 Cast iron cleaner

## Optional Products/Accessories

K-11352 Disposal Flange with Stopper

## Included Components

Additional Components:  
52047



ADA

## Codes/Standards








ASME A112.19.1/CSA B45.2  
ADA  
ICC/ANSI A117.1

## KOHLER® Enameled Cast Iron Kitchen and Bathroom Sink Lifetime Limited Warranty

See website for detailed warranty information.

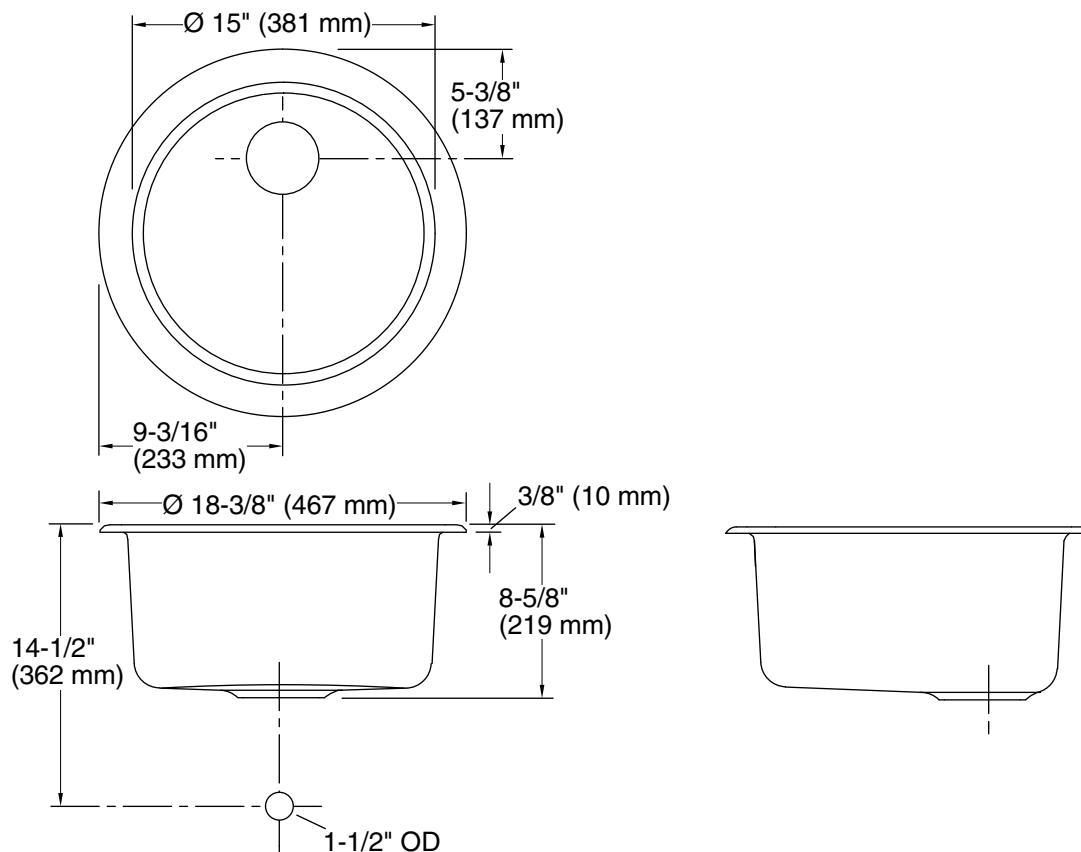
## Available Colors/Finishes

*Color tiles intended for reference only.*

Color	Code	Description
	0	White
	FF	Sea Salt™
	96	Biscuit
	NY	Dune
	95	Ice™ Grey
	58	Thunder™ Grey
	7	Black Black™



**Porto Fino™**  
18-1/2" top-/undermount single-bowl bar sink  
**K-6565**



### Technical Information

All product dimensions are nominal.

Bowl configuration:	Single
Installation:	Top-mount, Undermount
Min. base cabinet width:	21" (533 mm)
Bowl area (Only):	Length: 15" (381 mm) Width: 15" (381 mm) Bowl depth: 8" (203 mm)
Drain hole:	3-5/8" (92 mm)
Template:	112355-7, required, included

### Notes

Install this product according to the installation instructions.

ADA compliant when installed to the specific requirements of these regulations.

ADA permits a parallel approach to wet bars.