


Empatia 36 wall/ceiling

1822018A

SPECIFICATIONS



Design By

Carlotta de Bevilacqua
Paola di Arianello

Collection

Design



Specifications

Delivered lumens	1189lm
Light output ratio	49.54lm/W
Power consumption	24W
Led type	21W C.O.B.*
CCT (Correlated Color Temperature)	3000K
CRI (Color Rendering Index)	>80
Life expectancy	50000Hrs
Control type	On/Off
Input Voltage	120-277V
Driver	ROAL - 1 x RSLD035-12

Colors & Finishes

- Clear & Frosted (Diffuser)
- White (Body)

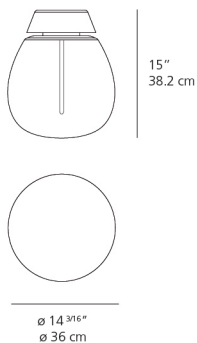
Materials

- Base in die-cast aluminum
- Diffuser in handblown glass clear towards the top and frosted at the bottom
- Light pipe in low absorption coefficient methacrylate
- Plate within diffuser in aluminum

Features & Accessories

- Diffuser allows for reflection of light without glaring and without losing efficiency
- Light pipe guides light to the diffuser

Dimensions



Packaging

1 Box

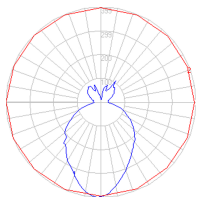
1 x 19-3/16" x 19-3/16" x 22-15/16" / 22.05 lbs - 48.5 cm x 48.5 cm x 58 cm / 10 kg

Light distribution

Direct

Luminaire weight

15.43 lbs / 7 kg



Warranty

5 year limited warranty

Red = Max Cd. Through Vertical plane

Blue = Max Cd. Through Horizontal plane