



## Features

- Bask™ heated surface creates spa-like relaxation with soothing warmth on your back, shoulders, and neck.
- Three heat settings allow you to customize the surface temperature.
- Freestanding design creates a striking focal point in your bathing area.
- 16-inch depth offers a deep soaking experience.
- Integral lumbar support.
- Textured bottom surface.
- Wide ledge on one side is ideal for deck-mount faucet and/or handshower.
- Center drain.
- Fluted shroud.

## Material

- Acrylic

## Installation

- Freestanding
- PureFlo™ drains are not recommended for a deck-mount faucet installation.

## Additional Hydrotherapy Options

- Soaking Bath - K-6369-0
- Soaking Bath + Bask heated surface - K-6369-W1
- BubbleMassage air bath - K-1967-G
- BubbleMassage air bath + Bask heated surface - K-1967-GW
- VibrAcoustic - K-1967-VB
- VibrAcoustic + Bask heated surface - K-1967-VBW

## Recommended Products/Accessories

K-7265 Clearflo Bath Drain  
K-37383 30" Rough-in Cable Bath Drain  
K-37386 rough-in cable drain, PVC, 30" cable  
K-24916 Wireless Music Kit



## Codes/Standards

CSA B45.5/IAPMO Z124  
UL 1795  
CSA C22.2 No. 218.2  
Greenguard UL 2818 - Gold



**KOHLER® Plastic Baths and Receptors  
Lifetime Limited Warranty  
KOHLER® Hydrotherapy Components  
Five-Year Limited Warranty**

See website for detailed warranty information.

## Available Colors/Finishes

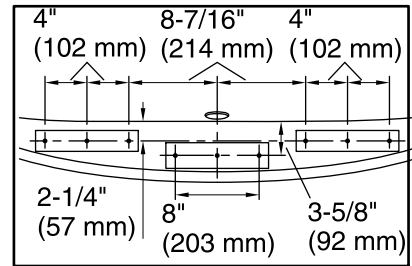
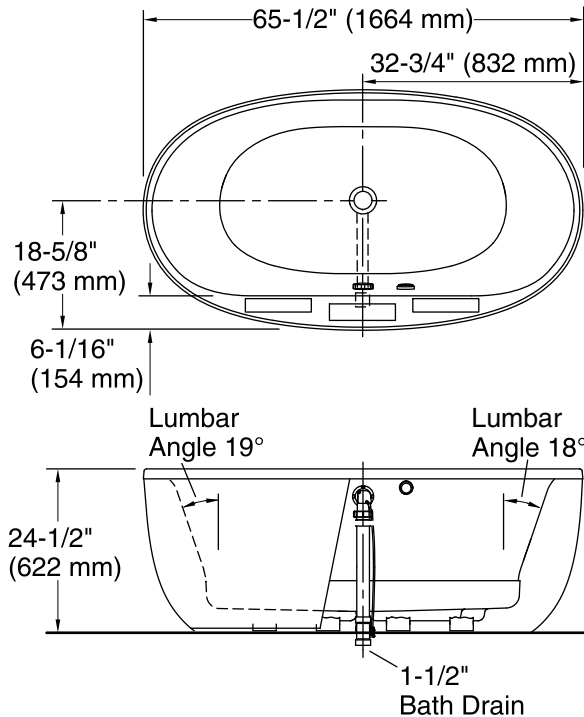
*Color tiles intended for reference only.*

### Color Code Description

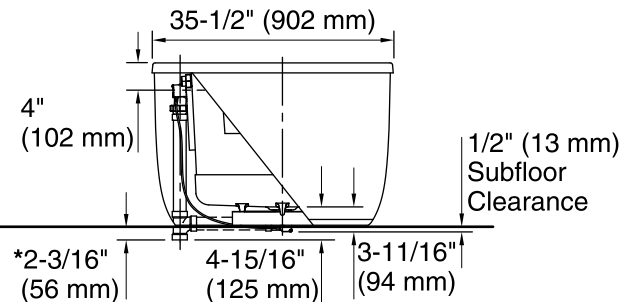
	0	White
	96	Biscuit

No change in measurements if connected with drain illustrated. (K-7213)

□ Recommended Faucet Location



**Recommended Faucet Hole Location**



\*Allow for appropriate clearance in subfloor for drain clearance.

**Note:** Horizontal PVC pipe and tee shown, not included.

## Required Electrical Service

One circuit required, protected with Class A Ground-Fault Circuit-Interrupter (GFCI). Outside North America, this device may be known as a Residual Current Device (RCD).

Heated Surface: 120 V, 15 A, 60 Hz

## Technical Information

All product dimensions are nominal.

Installation:	Freestanding
Drain location:	Center
Basin area, bottom:	45-3/4" x 24-7/8" (1162 mm x 632 mm)
Basin area, top:	54-7/8" x 29-3/16" (1394 mm x 741 mm)
Weight:	91 lbs (41.3 kg)
Minimum floor load:	40.4 lbs/ft <sup>2</sup> (197.3 kg/m <sup>2</sup> )
Water depth:	16" (406 mm)
Water capacity:	72.6 gal (274.8 L)
Template:	Footprint, 1245667, not required, not included
Electrical component rating:	Heated Surface: 120 V, 1.1 A, 50/60 Hz, 65 W

## Notes

Measure your actual product for rough-in details. Install this product according to the installation instructions.

The hot water supply should be 70% of the capacity of the bath or greater. Installations will vary.

If installing a rim-mount faucet, make sure there is no interference above or below the deck before drilling any holes.