



Corbelle®

Toilet tank, 1.28 gpf
K-4143

Features

- 1.28 gpf (4.8 lpf).
- Combines with the K-4144 bowl to create a complete K-3814 Corbelle toilet.
- Alternative options available: Corbelle toilet tank with ContinuousClean - K-5711.

Material

- Vitreous china.

Technology

- Single-flush gravity uses the force of gravity and a precision-engineered tank, bowl, and trapway to create a strong siphon during flushing.
- AquaPiston® canister allows water to flow out of the tank from all sides (360°), increasing the power and effectiveness of the flush.
- Flush valve's 3:2 ratio harnesses the natural force of gravity and optimizes flush performance.
- Durable canister design has 90% less exposed seal material than a 3" flapper for leak-free performance.
- Light-touch canister flush requires a lower actuation force than a flapper.

Installation

- Supply line sold separately.
- Supply line sold separately.

Recommended Products/Accessories

K-4144 Elongated chair height toilet bowl
K-23726 Drain treatment

Included Components

Additional Components:

Hardware kit
Polished Chrome trip lever
Tank cover



Codes/Standards

ASME A112.19.2/CSA B45.1







EPA WaterSense®

KOHLER® Toilets and Seats Limited Warranty

See website for detailed warranty information.

Available Colors/Finishes

Color tiles intended for reference only.

Color	Code	Description
	0	White
	96	Biscuit
	NY	Dune
	95	Ice™ Grey
	G9	Sandbar
	7	Black Black™



Corbelle®
Toilet tank, 1.28 gpf
K-4143

No image available.
This product is a component and not intended to be a standalone installation.

Technical Information

All product dimensions are nominal.

Toilet type: Floor-mount

Water Consumption

Full: 1.28 gpf (4.8 lpf)

Notes

Install this product according to the installation instructions.