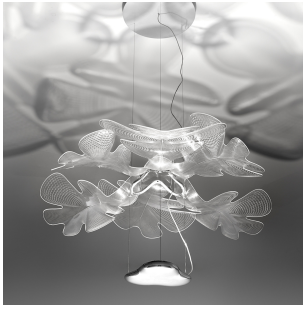


Chlorophilia LED suspension

1628018A

SPECIFICATIONS



Design By

Ross Lovegrove

Collection

Design



Specifications

Delivered lumens	2651lm
Light output ratio	64lm/W
Power consumption	41.63W
Led type	38W C.O.B.*
CCT (Correlated Color Temperature)	3000K
CRI (Color Rendering Index)	>93
Life expectancy	50000Hrs
Control type	Dimmable 2-Wire**
Input Voltage	120-277V
Driver	ADVANCE - 1 x XI050C100V054XPL1

**Reverse phase

Colors & Finishes

- ☒ Polished Aluminum (Lighting Unit)
- ☐ Transparent (Leaves)

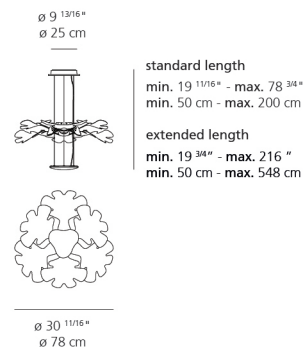
Materials

- Structure in cast aluminum with polished finish
- Lighting unit in cast aluminum with polished finish
- Phytomorphic elements (leaves) in technopolymer with transparent finish

Features & Accessories

- Custom applications: Can be installed singly or in multiple composition for scenic effect

Dimensions



Packaging

1 Box

1 x 17-7/16" x 17-7/16" x 13" / 11.35 lbs - 44 cm x 44 cm x 33 cm / 5.15 kg

Light distribution

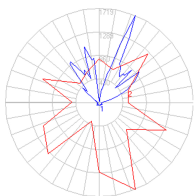
Indirect

Luminaire weight

9.92 lbs / 4.5 kg

Warranty

5 year limited warranty



Red = Max Cd. Through Vertical plane
Blue = Max Cd. Through Horizontal plane