

With its exposed socket and bulb, the SoCo pendant conveys simple sophistication through its timeless design. Creating a custom pendant is as easy as 1,2,3, simply choose a socket/style, then select a cord color and lastly choose any medium base lamp to make the vision come alive (lamping not included). Unique customization is endless with the SoCo due to components such as the multi-port mini canopies, swag hooks, and Locus Accessory. With its wide range of options and classic charm the SoCo is an ideal tool for lighting designers.

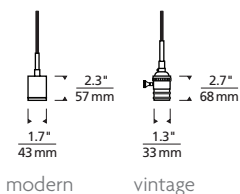
## Product features

- 7 finish options
- 2 socket styles
- Compatible with any medium base lamp
- 11 cord options available
- Fully dimmable LED and Incandescent lamping options
- Includes a 4.5" matching canopy
- Mini Multi-Port Canopy options
- Optional Locus Accessory and Swag Hook accessories
- 1 year warranty

## SPECIFICATIONS

MODERN SOCKET HEIGHT	2.2"
MODERN SOCKET DIAMETER	1.7"
MODERN SOCKET WEIGHT	1.6 lbs
VINTAGE SOCKET HEIGHT	2.7"
VINTAGE SOCKET WIDTH	1.3"
VINTAGE SOCKET WEIGHT	1.6 lbs
CORD LENGTH OPTIONS	8', 16', 24'
MAX WATTAGE	150w
VOLTAGE	120v
DIMMING	Triac
LIGHT DISTRIBUTION	Dependent on Light Selected
MOUNTING OPTIONS	4.5" Flush Canopy in Matching Metal Finish, Multi Canopies
GENERAL LISTING	ETL
CONSTRUCTION	Metal
FINISH	Aged Brass, Antique Bronze, Chrome, Copper, Satin Nickel, Black or White
CONSTRUCTION	Aluminum, Optic Crystal
WARRANTY	1 year





## 1 CHOOSE YOUR SOCKET & FINISH


Select between a modern or vintage socket in your ideal finish. A 4.5" flush canopy in the matching metal finish ships standard with every pendant.



also available in antique bronze, or satin nickel

## 2 CHOOSE YOUR FABRIC COLOR & LENGTH (8', 16' OR 24')

Contact us for alternate colors and custom lengths or let us cut your cords to size so you save time during installation.



custom cord colors available, consult factory

## 3 CHOOSE YOUR LAMP TO COMPLETE THE LOOK

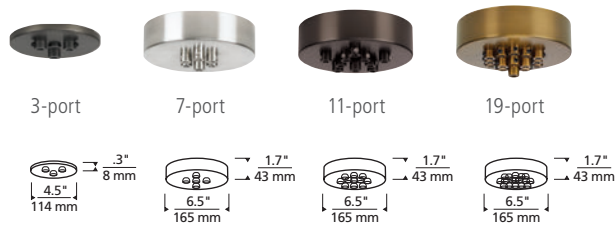
SoCo sockets accommodate any medium base lamp up to 150 watts. We have made it easy to order some of the most popular lamps.



## MULTI-PORT CANOPY OPTIONS

Mount to a standard 4" junction box with round plaster ring (provided by electrician).

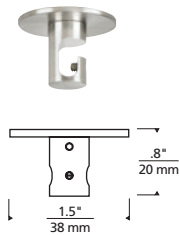
700TDMRD	SIZE	CANOPY	FINISH
3	3-PORT	T METAL	R AGED BRASS
7	7-PORT		Z ANTIQUE BRONZE
11	11-PORT		B BLACK
19	19-PORT		S SATIN NICKEL
			W WHITE




## SWAG HOOK OPTION

Use as a creative tool to gracefully change a pendant's point of suspension from the mounting canopy to any point on the ceiling. Order one for each pendant.

700TDSWG	FINISH
R	AGED BRASS
Z	ANTIQUÉ BRONZE
B	BLACK
S	SATIN NICKEL
W	WHITE



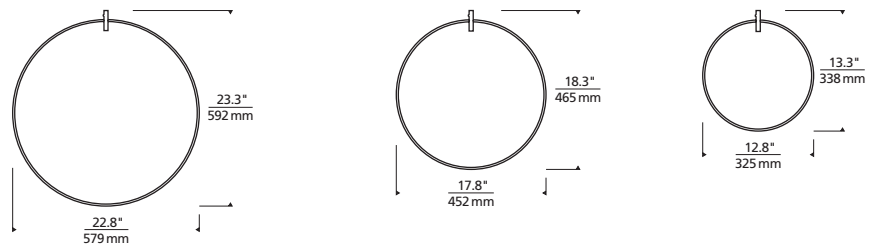
## CORD COLOR OPTIONS



## LOCUS ACCESSORY OPTIONS

Available in three sizes, this clean, circular accessory adds dimension and scale as it frames Tech Lighting's socket and cord style pendants including Mina, SoCo and Alva (sold separately).

700LOCUSR	SIZE	CANOPY FINISH
13	13" SMALL	R AGED BRASS
18	18" MEDIUM	B BLACK
23	23" LARGE	S SATIN NICKEL
		W WHITE



## ORDERING INFORMATION

700TDSOCOP	SOCKET	CORD LENGTH**	CORD COLOR**	FINISH***
	<b>M</b> MODERN	<b>08</b> 8'	<b>B</b> BLACK	<b>R</b> AGED BRASS
	<b>V</b> VINTAGE*	<b>16</b> 16'	<b>I</b> BLACK & WHITE	<b>Z</b> ANTIQUE BRONZE
		<b>24</b> 24'	<b>U</b> BLUE	<b>B</b> BLACK*
			<b>P</b> COPPER	<b>S</b> SATIN NICKEL
			<b>Y</b> GRAY	<b>W</b> WHITE*
			<b>O</b> ORANGE	
			<b>R</b> RED	
			<b>W</b> WHITE	

\* VINTAGE SOCKET NOT AVAILABLE IN BLACK OR WHITE FINISHES

\*\* CUSTOM CORD LENGTHS AND COLORS AVAILABLE, CONTACT THE QUOTES DEPARTMENT: QUOTES@GENERATION-BRANDS.COM

\*\*\* SHIPS WITH MATCHING CANOPY

## APPLICATION PHOTOGRAPHY



Photographer: © Mark Bondarenko, 2017



## PROJECT INFO

FIXTURE TYPE & QUANTITY

JOB NAME & INFO

NOTES

---



---



---



---



---



---

