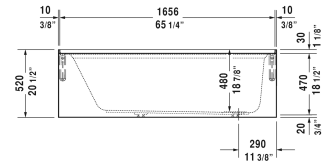
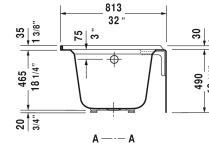
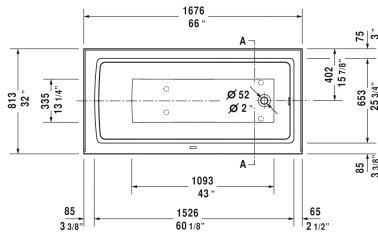


Architec Bathtub with panel height 19 1/4" # 700407000000090

| < 66" Inch > |



| Bathtub with panel height 19 1/4" | Dimension | Weight | Order number |
|--|----------------|----------|-----------------|
| rectangle, with integrated panel and flange, flange clips, tub feet, drain right, cUPC listed, sanitary acrylic | | | |
| Colors | | | |
| 00 White | | | |
| Variant | | | |
| Base tub | 66" x 32" Inch | 105.8 lb | 700407000000090 |
| Suitable products | | | |
| Waste and overflow plastic, Chrome trim for Architec # 700353 - 700356, # 700407 - 700408, # 700437 - 700438, # 700441 - 700442, | | | 791224 |
| Flange clips 6 pcs., (included), for Architec bathtubs with integrated panel (height 19 1/4") and flange, | | | 790160 |
| Tub feet 4 pieces, (included), for Architec bathtubs with integrated panel (height 19 1/4") and flange, | | | 790161 |
| Chromed cover fits waste and overflow # 791255, | | | 791225 |
| Waste and overflow brass, Chrome trim for Architec # 700353 - 700356, # 700407 - 700408, # 700437 - 700438, # 700441 - 700442, | | | 791255 |

All drawings contain the necessary measurements which are subject to standard tolerances. They are stated in inch & mm and are non-binding. Exact measurements, in particular for customized installation scenarios, can only be taken from the finished ceramic piece.