

WIREFLOW

Design by Arik Levy.

Reference

0348.

Application

Pendants

Installation type

Surface mounted

Description

Diffuser

Pressed-glass diffuser

Materials

Diffuser: Glass

Body: Aluminum

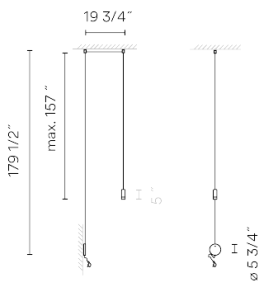
Wall plate: Steel

Finishes



0348-04 Black (RAL 9005)

Sketch



Electrical characteristics

1 x LED 4.5W 350mA

Total 4.5 W



VIBIA



Light source: 2700K CRI >80 544 lm 121 lm/W

Driver included: CC - Constant Current 350 mA 120-277V 50/60Hz

Electronic dimming: NO DIMMING

Technical characteristics

- Plug-in
- On/off switch on the wall plate

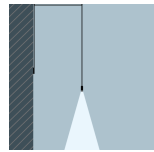
Installation and assembly

Please see the installation manual

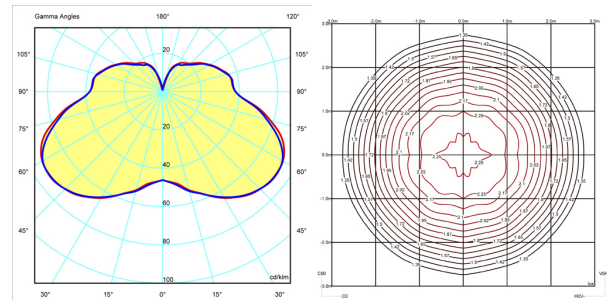
Light distribution

General lighting

Lamp for general lighting that equally distributes the light in all directions.



Photometric data



Certificates

