

WIREFLOW

Design by Arik Levy.

VIBIA

Reference

0313.

Application

Pendants

Installation type

Surface mounted

Description

Diffuser

Pressed-glass diffuser

Materials

Diffuser: Glass

Rods: Steel

Body: Aluminum

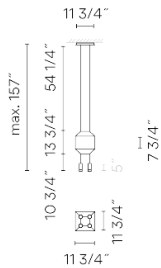
Canopy: Steel

Finishes



0313-04 Black (RAL 9005)

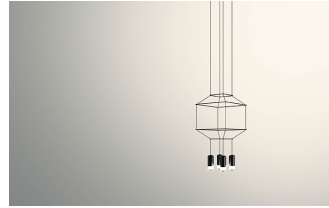
Sketch



Electrical characteristics

4 x LED 4.5W 700mA

Total 0.0 W



Light source: 2700K CRI >80 1961 lm 108 lm/W

Fixture: 786.5 lm 40 lm/W

Driver included: CC - Constant Current 700 mA 120-277V 50/60Hz

Electronic dimming: 0-10V

Optional dimming: DALI or Lutron ECO

Technical characteristics

- Cable can be adjusted in the field. 157" max.

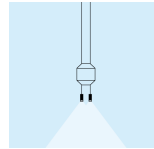
Installation and assembly

Please see the installation manual

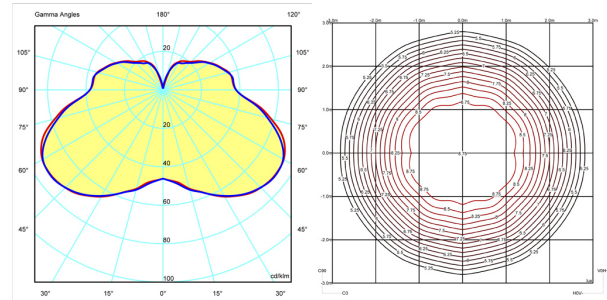
Light distribution

General lighting

Lamp for general lighting that equally distributes the light in all directions.



Photometric data



Certificates

