



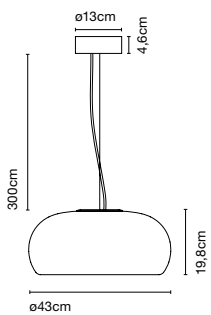
# Vetra

## Joan Gaspar

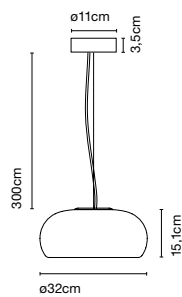
**marset**



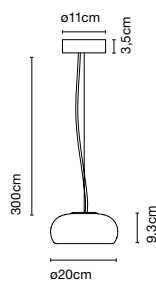
**Vetra 43**



**Vetra 32**



**Vetra 20**



Much of the light is directed downward, and the rest is filtered toward the inside of the shade, subtly illuminating it.

**Vetra 43**

LED SMD 21,7W  
700mA 2700K CRI90  
Luminaire 881lm  
Light source 2039lm (included)

**Vetra 32**

LED SMD 11,5W  
700mA 2700K CRI90  
Luminaire 348lm  
Light source 1019lm (included)

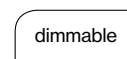
**Vetra 20**

LED SMD 6W  
350mA 2700K CRI90  
Luminaire 195lm  
Light source 500lm (included)

Black electrical cord

Matte-finish blown glass shade with lacquered aluminium dissipater. 3 positions sensor dimmer.

- White
- Amber



- [Download](#) Assembly instructions
- [Download](#) 2D
- [Download](#) 3D
- [Download](#) Photometric data
- [Download](#) Energy label

**Range**

