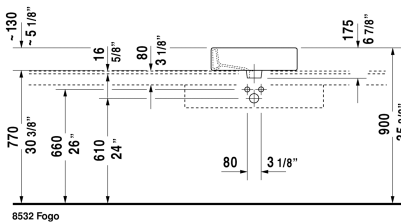
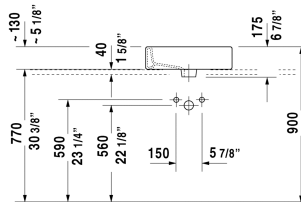
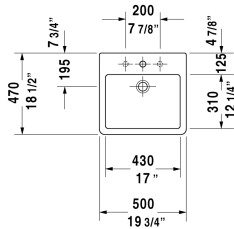


Vero Above-counter basin # 0452500000 / 0452500030 / 0452500060

< 19 5/8" Inch >



8532 Fogo

Above-counter basin	Dimension	Weight	Order number
ground, with faucet deck, back side glazed, hardware included, cUPC listed, 19 5/8" Inch			
Colors			
00 White			
Variant			
● with overflow	19 5/8" x 18 1/2" Inch		0452500000
●●● with overflow	19 5/8" x 18 1/2" Inch		0452500030
⊗ with overflow	19 5/8" x 18 1/2" Inch		0452500060
Infobox			
* When using this siphon please observe outlet height from upper surface of finished floor to center of outlet in accordance with the technical specification sheet, Installation with a distance to the wall is required			
Sanitary ceramics with the special WonderGliss surface finish will remain clean and attractive-looking for a long time to come. When ordering WonderGliss please add a "1" as eleventh digit to the model number.			
Design Siphon		3.3 lb	005036
Suitable products			
Vanity unit wall-mounted 1 pull-out compartment, countertop including one cut-out, for 1 above-counter basin central, 31 1/2" x 21 5/8" Inch	31 1/2" x 21 5/8" Inch		KT6694

Vero Above-counter basin # 0452500000 / 0452500030 / 0452500060

| < 19 5/8" Inch > |

Vanity unit wall-mounted 1 pull-out compartment, countertop including one cut-out, for 1 above-counter basin central, 39 3/8" x 21 5/8" Inch	39 3/8" x 21 5/8" Inch	KT6695
Vanity unit wall-mounted 1 pull-out compartment, countertop including one cut-out, for 1 above-counter basin central, 47 1/4" x 21 5/8" Inch	47 1/4" x 21 5/8" Inch	KT6696
Vanity unit wall-mounted 2 pull-out compartments, 1 countertop with one cut-out or two cut-outs, for 1 or 2 above-counter basins, 55 1/8" x 21 5/8" Inch	55 1/8" x 21 5/8" Inch	KT6697 B/L/R
Vanity unit wall-mounted 2 drawers, upper drawer including cut-out for siphon and siphon cover, countertop including one cut-out, for 1 above-counter basin central, 31 1/2" x 21 5/8" Inch	31 1/2" x 21 5/8" Inch	KT6654
Vanity unit wall-mounted 2 drawers, upper drawer including cut-out for siphon and siphon cover, countertop including one cut-out, for 1 above-counter basin central, 39 3/8" x 21 5/8" Inch	39 3/8" x 21 5/8" Inch	KT6655
Vanity unit wall-mounted 2 drawers, upper drawer including cut-out for siphon and siphon cover, countertop including one cut-out, for 1 above-counter basin central, 47 1/4" x 21 5/8" Inch	47 1/4" x 21 5/8" Inch	KT6656
Vanity unit wall-mounted 4 drawers, drawer beneath basin including cut-out for siphon and siphon cover, 1 countertop with one cut-out or two cut-outs, for 1 or 2 above-counter basins, 55 1/8" x 21 5/8" Inch	55 1/8" x 21 5/8" Inch	KT6657 B/L/R
Vanity unit wall-mounted 1 pull-out compartment, 1 countertop including one central cut-out, 32 7/8" x 22 1/4" Inch	32 7/8" x 22 1/4" Inch	S19526
Vanity unit wall-mounted 1 pull-out compartment, countertop including one cut-out, 48 5/8" x 22 1/4" Inch	48 5/8" x 22 1/4" Inch	S19528 L/M/R
1 pull-out compartment, 31 1/2" x 21 5/8" Inch	31 1/2" x 21 5/8" Inch	XS4900
1 pull-out compartment, 39 3/8" x 21 5/8" Inch	39 3/8" x 21 5/8" Inch	XS4901
1 pull-out compartment, 47 1/4" x 21 5/8" Inch	47 1/4" x 21 5/8" Inch	XS4902
2 drawers, upper drawer including cut-out for siphon and siphon cover, 31 1/2" x 21 5/8" Inch	31 1/2" x 21 5/8" Inch	XS4910
2 drawers, upper drawer including cut-out for siphon and siphon cover, 39 3/8" x 21 5/8" Inch	39 3/8" x 21 5/8" Inch	XS4911
2 drawers, upper drawer including cut-out for siphon and siphon cover, 47 1/4" x 21 5/8" Inch	47 1/4" x 21 5/8" Inch	XS4912
2 pull-out compartments, integrated legs with height adjustment, 31 1/2" x 21 5/8" Inch	31 1/2" x 21 5/8" Inch	XS4920
2 pull-out compartments, integrated legs with height adjustment, 39 3/8" x 21 5/8" Inch	39 3/8" x 21 5/8" Inch	XS4921
2 pull-out compartments, integrated legs with height adjustment, 47 1/4" x 21 5/8" Inch	47 1/4" x 21 5/8" Inch	XS4922
2 pull-out compartments, 55 1/8" x 21 5/8" Inch	55 1/8" x 21 5/8" Inch	XS4903 L/R
2 pull-out compartments, 63" x 21 5/8" Inch	63" x 21 5/8" Inch	XS4904 R/L
4 drawers, 55 1/8" x 21 5/8" Inch	55 1/8" x 21 5/8" Inch	XS4913 L/R
4 drawers, 63" x 21 5/8" Inch	63" x 21 5/8" Inch	XS4914 L/R

Vero Above-counter basin # 0452500000 / 0452500030 / 0452500060

|< 19 5/8" Inch >|

4 pull-out compartments, integrated legs with height adjustment, 55 1/8" x 21 5/8" Inch	55 1/8" x 21 5/8" Inch	XS4923 R/L
4 pull-out compartments, integrated legs with height adjustment, 63" x 21 5/8" Inch	63" x 21 5/8" Inch	XS4924 L/R
2 pull-out compartments, 55 1/8" x 2" Inch	55 1/8" x 2" Inch	XS4906 B
2 pull-out compartments, 63" x 21 5/8" Inch	63" x 21 5/8" Inch	XS4907 B
4 drawers, upper drawer including cut-out for siphon and siphon cover, 55 1/8" x 21 5/8" Inch	55 1/8" x 21 5/8" Inch	XS4916 B
4 drawers, upper drawer including cut-out for siphon and siphon cover, 63" x 21 5/8" Inch	63" x 21 5/8" Inch	XS4917 B
4 pull-out compartments, integrated legs with height adjustment, 55 1/8" x 21 5/8" Inch	55 1/8" x 21 5/8" Inch	XS4926 B
4 pull-out compartments, integrated legs with height adjustment, 63" x 21 5/8" Inch	63" x 21 5/8" Inch	XS4927 B

All drawings contain the necessary measurements which are subject to standard tolerances. They are stated in inch & mm and are non-binding. Exact measurements, in particular for customized installation scenarios, can only be taken from the finished ceramic piece.