



# Corbelle®

Two-piece elongated toilet with skirted trapway, 1.28  
gpf  
K-3814

## Features

- Two-piece design.
- Elongated bowl offers added room and comfort.
- Skirted trapway simplifies cleaning.
- Revolution 360® flushing technology generates a forceful swirling motion to keep the bowl clean longer.
- Comfort Height® feature offers chair-height seating that makes sitting down and standing up easier for most adults.
- 1.28 gpf (4.8 lpf).
- 2-1/8" (54 mm) glazed trapway.
- Patented ReadyLock® installation system, a simple solution for skirted toilets, saves time, hassle, and eliminates the need to drill into the floor for standard 12" (305 mm) rough-in.
- CleanCoat™ surface treatment inhibits the growth of water scale and mineral stains for improved ease of cleaning.
- Alternative options available: Corbelle with ContinuousClean - K-5709
- 9-3/4" (248 mm) x 7-1/4" (184 mm) water area.

## Material

- Vitreous china.

## Technology

- Single-flush gravity uses the force of gravity and a precision-engineered tank, bowl, and trapway to create a strong siphon during flushing.
- AquaPiston® canister allows water to flow out of the tank from all sides (360°), increasing the power and effectiveness of the flush.
- Flush valve's 3:2 ratio harnesses the natural force of gravity and optimizes flush performance.
- Durable canister design has 90% less exposed seal material than a 3" flapper for leak-free performance.
- Light-touch canister flush requires a lower actuation force than a flapper.

## Installation

- Standard 12" (305 mm) rough-in.
- 10" and 14" (254 mm and 356 mm) rough-in kits also available.
- Seat and supply line sold separately.
- Floor-mount/floor outlet.

## Water Conservation & Rebates

- Eligible for consumer rebates in some municipalities.

## Recommended Products/Accessories

K-4008 Reveal® Quiet-Close™ elongated toilet seat  
K-4108 C3®-230 Elongated bidet toilet seat with remote



ADA CSA B651 OBC

## Codes/Standards






ASME A112.19.2/CSA B45.1  
DOE - Energy Policy Act 1992  
EPA WaterSense®  
California Energy Commission (CEC)  
ADA  
ICC/ANSI A117.1  
CSA B651  
OBC

## KOHLER® Toilets and Seats Limited Warranty

See website for detailed warranty information.

## Available Colors/Finishes

Color tiles intended for reference only.

Color	Code	Description
	0	White
	96	Biscuit
	NY	Dune
	95	Ice™ Grey
	7	Black Black™

1-800-4KOHLER (1-800-456-4537)

Kohler Co. reserves the right to make revisions without notice to product specifications.

For the most current Specification Sheet, go to [www.kohler.com](http://www.kohler.com).

10-3-2022 20:48 - US/CA/MX

THE BOLD LOOK  
OF **KOHLER**®

**Corbelle®**  
Two-piece elongated toilet with skirted trapway, 1.28  
gpf  
**K-3814**

